



ELIE

OWNER'S MANUAL





1000 Place Paul-Kane, Laval
Quebec, Canada H7C 2T2

1.800.463.6960

Eliesport.com

WELCOME!

Thank you for choosing an Elie kayak. This craft was built according to stringent quality standards and with our 40 years of acquired expertise. We hope your experience with your product will be pleasant and rewarding. Please take some time to read the content of this manual so that you may draw maximum satisfaction from your product. We believe Elie kayaks offer incomparable value. We hope that you will take full advantage of your recent purchase.

Antoine & Christian Elie



IMPORTANT INFORMATION

• Model	
• Date of Purchase	
• Dealer Name	
• Registration No.	
• Province / State	
• Model No.	
• Serial No. ZEP	

HOW TO LOCATE THE SERIAL NUMBER OF YOUR CRAFT

The serial number is located on the outside of the hull in the back right-hand corner. The number starts with ZEP and is twelve (12) digits long. *Example: ZEP12345A678*



INDEX

• Your Kayak	4
• For a Good Start	5
• Materials / Manufacturing	5
• Transportation	6
• Pre-Launch Checklist	7
• Launching Procedure	7
• Mooring / Docking	7
• Safety Precautions	8
• Care and Maintenance	10
• Storage	10
• Extended Limited Warranty	11
• Assignment	13
• Manufacturer's Declaration of Origin	14
• Kayak Description	14
• Warranty Registration Card	15
• Questionnaire	16

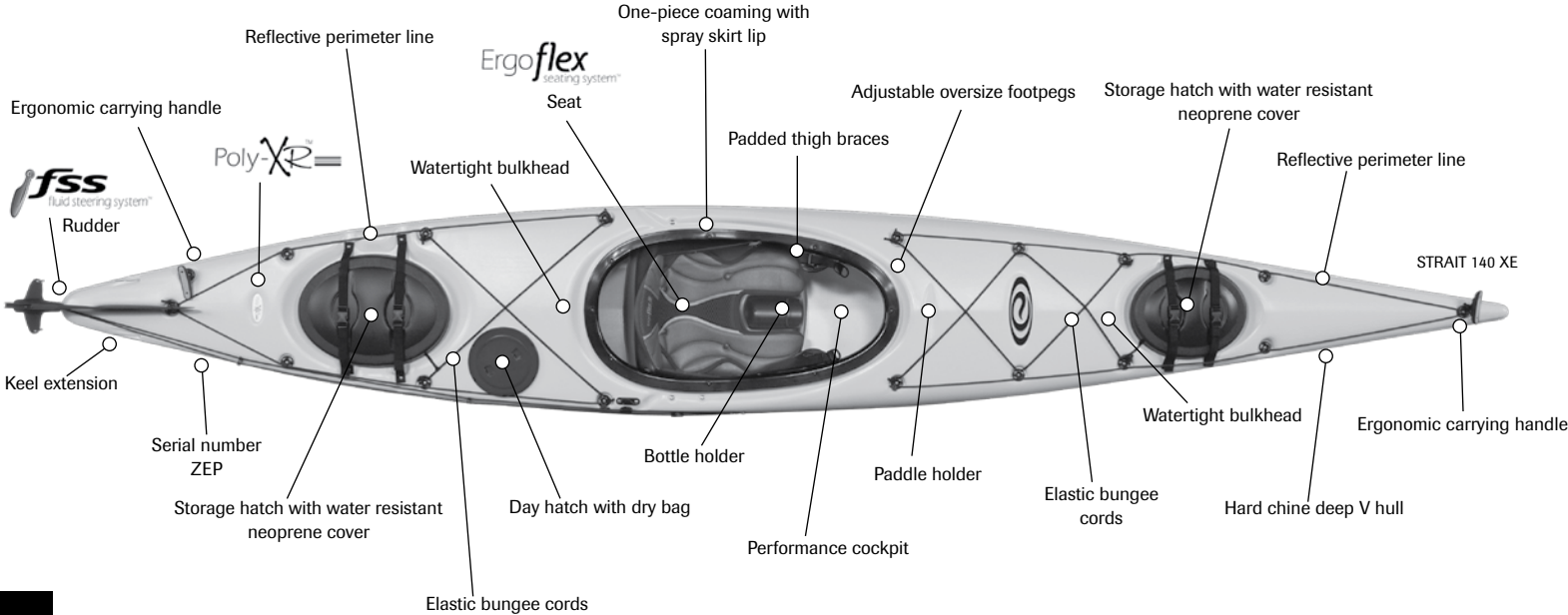
YOUR KAYAK

Take some time to learn about the various components of your kayak.

Note: Not all models include or come equipped with all the parts shown.



Used in all Elite kayaks, three-layer Poly-XR™ material is 30% more rigid than standard polyethylene, thanks to an advanced resin in the top layer.



FOR A GOOD START

Take some time to read all the instructions of the present “Owner’s Manual”. Store the manual in a safe place for future reference. The manual contains:

1- Important Information

Important information regarding your kayak should be transcribed in the designated space found on page 3 of this manual. The data will be useful if you ever need to communicate with Customer Service.

2- Warranty Registration Card

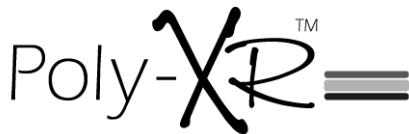
As detailed in the warranty section (page 11), registration of the warranty can be done either electronically via our website (www.eliesport.com), or by completing and returning the registration card. You will find the card at the center of the present manual (page 15).

3- Manufacturer’s Declaration of Origin

For registration, the governments of certain jurisdictions require the Manufacturer’s Declaration of Origin. You will find this document in the center of the present manual (page 14).

MATERIALS / MANUFACTURING

Because of its great flexibility, Poly-XR™, the material of which your kayak is made, offers exceptional shock-resistance. Heat or prolonged exposure to the sun increases its flexibility, but may also induce slight warping of the hull. This warping will disappear as the hull cools. In any event, the craft’s performance remains unaffected by this phenomenon.



This superior material is recognized as the benchmark in the industry for impact resistance and memory capacity (to regain original shape after impact). Widely recognized by consumers, Poly-XR™ differentiates itself from any other material used in the boat industry.

Used in our kayaks, three-layer Poly-XR™ material is 30% more rigid than standard polyethylene, thanks to an advanced resin in the top layer. Our designers can then use less material to deliver the same incredible durability – resulting in a lighter and stiffer kayak that is easier to paddle, maneuver, even lift on top of your car. Plus, it has a glossy finish and deep color for an elite look.



TRANSPORTATION

The carrying handles at both ends help in the transportation of the kayak by hand. These handles should not be used to fasten the kayak onto a vehicle.

For transport purposes

- 1- Make sure the kayak is firmly tied down, whether on a vehicle or trailer.
- 2- Before setting out, make sure all accessories have been removed and packed into the vehicle so as to avoid damaging or losing them.



PRE-LAUNCH CHECKLIST

- 1- Make sure all those aboard are wearing approved lifejackets.
- 2- Make sure you have basic emergency equipment on board (*warning horn, first aid kit, whistle, etc.*).

LAUNCHING PROCEDURE

- 1- Make sure that all the material used to fasten the kayak during transportation is removed.
- 2- Set your foot in the centre of the kayak when boarding to ensure it remains stable.

MOORING/DOCKING

- 1- Always moor the kayak away from rocks and sharp objects.
- 2- Always moor in sufficiently deep water to avoid damaging the hull.
- 3- Never moor the kayak against a dock that is not equipped with hull-protecting bumpers.



SAFETY PRECAUTIONS

Warning

We suggest that you read the information below before using the boat. Failure to follow the warnings/precautions below may lead to serious injury or death. Paddle sports such as kayaking can be dangerous and physically demanding. Participating in paddle sports may put you at risk of serious injury or death. You should receive qualified instructions to learn proper paddling techniques, water safety, and first aid before going boating.

1- Weather and water conditions

Check the weather and water conditions before you go boating. Your boat is designed to be used only in sheltered waters, lakes, and slow moving streams. It is not designed for whitewater use. Never go paddling in severe winds, rain, thunderstorms, choppy waters, strong currents, flood waters, or where tides will seriously affect your ability to steer the boat or return to shore.

2- Every passenger should always wear a coast guard approved Personal Flotation Device (PFD) when using this boat

Before going paddling, read the PFD manufacturer's information pamphlet regarding the PFD and thoroughly familiarize yourself with how the PFD is to be worn.

3- Never use or consume alcohol, drugs, or any other substance that may affect your coordination, judgment or ability to safely operate the boat

4- Sound device

The Coast Guard requires boaters to have a means of signaling other boaters of their presence. You should keep a sound device in the boat with you at all times. If possible, attach the sound device to your Personal Flotation Device.

5- Never stand up in the boat

Standing up in the boat may cause it to capsize. If the boat should capsize, please note that, in most cases, it is far more dangerous to attempt to swim to shore than to stay with the boat.

6- Never exceed your ability

Honestly assess your physical capability as to how far and how long you can paddle and swim.

7- Slippery when wet

The hull material is extremely slick when wet. Always wear slip-resistant shoes and stay in the center of the boat.

8- Hypothermia

Boating accidents in cold water are very dangerous. Hypothermia, the loss of body heat due to immersion in cold water, can be deadly. Survival time can be as short as 15 minutes in 35°F (2°C) water. Dress appropriately for weather conditions, wearing a wet or dry suit if necessary.

9- Never paddle alone

It is best to have someone with you in case of an emergency or accident. Also, always tell someone your boating plans, including where you are going, how long you'll be gone, and how many people you'll be with.

10- Never allow minors to use this boat without adult supervision

11- Always familiarize yourself with the body of water where you will be paddling

Learn what hours boating is permitted, whether there are any known hazardous conditions, and where you can get help quickly in case of emergency or accident.

12- Always abide by all Coast Guard regulations and State and local laws, regulations, ordinances, and rules concerning boating and boating safety

Check with the Coast Guard and State and local authorities concerning proper boat handling and the proper equipment to be carried on board, such as lights and sound-producing devices.

13- Drain plugs

Check that the drain plug of the kayak (*on certain models only*) is securely in place before launching the kayak. You should drain the space between the deck and the hull of any water accumulated due to condensation or seepage.

CARE AND MAINTENANCE

The best way to clean your kayak is to wash it with lukewarm water and mild soap. Do not use harsh abrasives. Regular cleaning will keep your kayak looking like new. Never attempt to paint the kayak because it will not stick to the hull.

STORAGE

1- The best way to store your kayak is to simply set it on a flat surface. Never store it on sawhorses.

2- If outdoors, cover it with a cockpit tarpaulin.

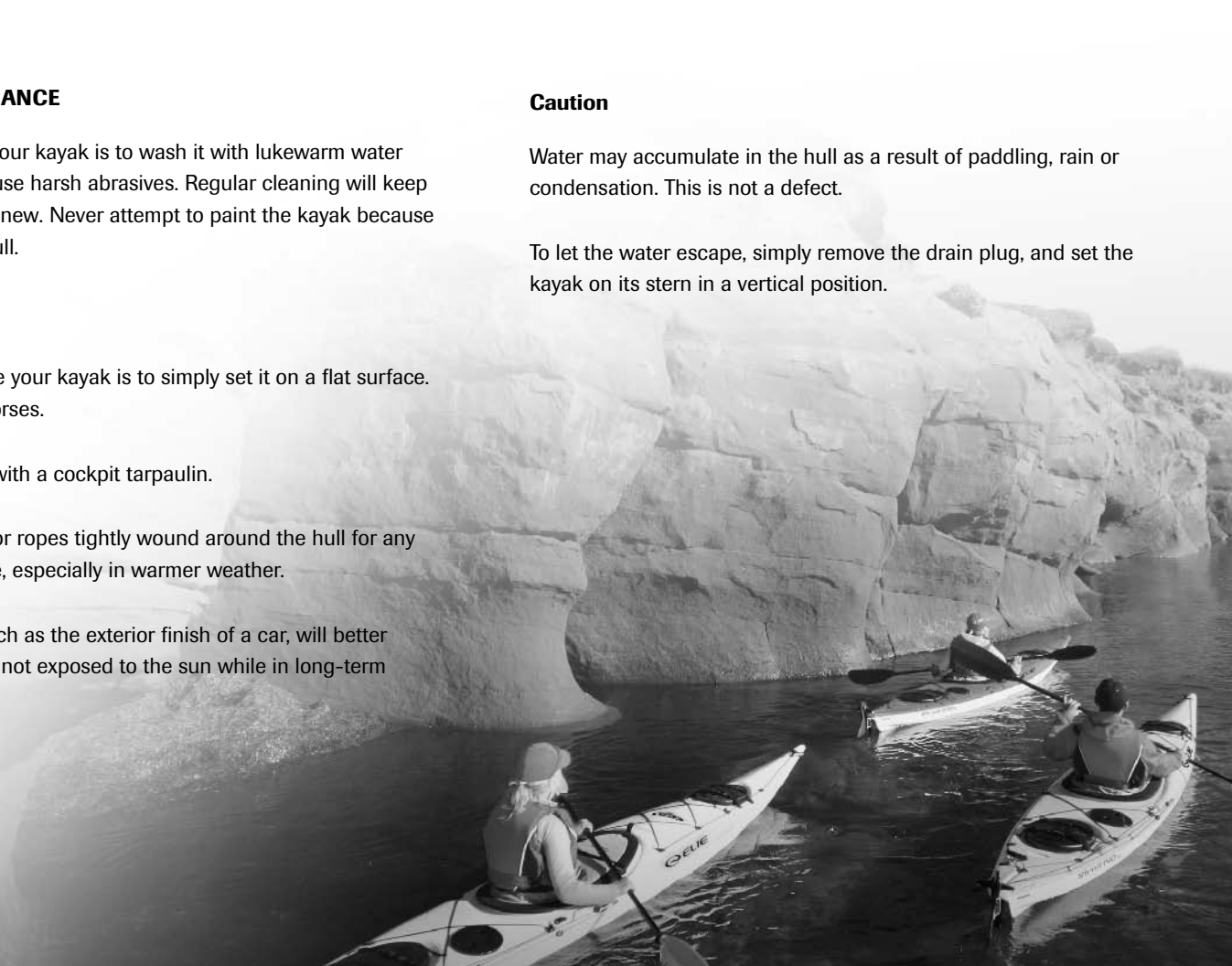
3- Do not leave straps or ropes tightly wound around the hull for any extended period of time, especially in warmer weather.

4- The hull surface, much as the exterior finish of a car, will better retain its appearance if not exposed to the sun while in long-term storage.

Caution

Water may accumulate in the hull as a result of paddling, rain or condensation. This is not a defect.

To let the water escape, simply remove the drain plug, and set the kayak on its stern in a vertical position.



EXTENDED LIMITED WARRANTY FOR THE ELIE KAYAKS

Your Elie kayak is built of superior materials and in accordance to stringent quality standards. With adequate maintenance, it will give you years of reliable use. But as with most such products, it is subject to wear and tear. If you eventually need replacement parts, technical assistance or product/service information, please contact our **Customer Service Department (1-888-669-6960)**, having ready at hand the product's model name and serial number ZEP, as well as the date and place of purchase.

The present warranty is only valid if the original buyer registered the warranty within the thirty (30) day period immediately following the date of purchase. Registration can be done either electronically via our website (www.eliesport.com), or by completing and returning the accompanying registration card (page 15).

Pelican International Inc.'s warranty is valid only if the product is used for its intended purposes and for which it was designed.



HULL AND DECK WARRANTY:

The hull and deck, of the Elie kayaks only, are warranted against defects in workmanship and/or materials for a period of five (5) years from the date of purchase. This warranty is extended to the original owner only and is not transferable.

Parts and accessories warranty:

Parts and accessories are warranted for a period of one (1) year from the date of purchase against defects in workmanship and/or materials.

This warranty does not cover:

- a) Products used for rental or other commercial use.
- b) Products that have been damaged by negligence, misuse or accident, or wear due to owner's failure to provide reasonable and necessary maintenance.
- c) Products which have been modified or repaired by unauthorized persons.
- d) Change in appearance of products due to wear, exposure or any other environmental condition.
- e) Normal wear and tear due to the normal use of the product.

During the warranty period Pelican International Inc. is obliged only to repair or replace, at its discretion, the above mentioned parts, at either its manufacturing plant, or at an authorized dealer store or service center, as decided by Pelican International Inc.

Transportation costs back to and from the appointed place of repair or replacement are at the expense of the consumer. Pelican is not responsible (a) for any damages incurred in transport, (b) for storing or transportation fees, (c) nor for inconvenience or loss of time or money while repairs are being made.

Any return and/or repair of products must be accompanied by a Pelican AUTHORIZATION NUMBER obtained by your dealer and which can only be issued by calling Pelican International Inc. Customer Service Department between 9 am and 5 pm Eastern Standard Time at 1-800-463-6960. **The return of any Elie product will not be accepted by Pelican International Inc. without this authorization number.**

This warranty is the sole and exclusive warranty by Pelican International Inc. in connection with its above mentioned products and Pelican International Inc. makes no warranties or representations, expressed or implied (including warranties of merchantability and of fitness for a particular purpose) in such connection except as specifically set in this warranty.

All incidental and/or consequential damages are excluded from this warranty. Implied warranties are limited to the life of this warranty. Some states do not allow limitations on how long an implied warranty lasts or the exclusion or limitation of incidental or consequential damages, so the above limitations or exclusions may not apply to you. This warranty gives you special legal rights, and you may also have other legal rights which may vary from state to state.

FIRST ASSIGNMENT

For value received, the undersigned hereby transfers this Statement of Origin and the boat described therein

to _____
Name

Address

and certifies that the boat is new and has not been registered in this or any other state(s); he also warrants the title of said boat at time of delivery, subject to the liens and encumbrances, if any, as set out below:

Amount of Lien

Date

To Whom Due

Address

Dated _____ At _____

Transferor (Firm name)

By _____
Sign here

Position

Before me personally appeared _____
who by me being duly sworn upon oath says that the statement set forth above is true and correct.

Subscribed and sworn to before me this _____ day of _____

Seal

_____, Notary Public.

Date Commission Expires _____

SECOND ASSIGNMENT

For value received, the undersigned hereby transfers this Statement of Origin and the boat described therein

to _____
Name

Address

and certifies that the boat is new and has not been registered in this or any other state(s); he also warrants the title of said boat at time of delivery, subject to the liens and encumbrances, if any, as set out below:

Amount of Lien

Date

To Whom Due

Address

Dated _____ At _____

Transferor (Firm name)

By _____
Sign here

Position

Before me personally appeared _____
who by me being duly sworn upon oath says that the statement set forth above is true and correct.

Subscribed and sworn to before me this _____ day of _____

Seal

_____, Notary Public.

Date Commission Expires _____

MANUFACTURER’S DECLARATION OF ORIGIN

Sold in the State/Province of _____

The undersigned manufacturer hereby certifies that the new boat described below, the property of said manufacturer, has been transferred on this _____

_____ day of _____ , _____

on invoice no.: _____

to: _____

- Dealer name _____
- Address _____
- City _____
- State/Province _____
- Zip/Postal Code _____

The manufacturer further certifies that this was the first transfer of said new boat in ordinary trade and commerce, and that all information given herein is true and accurate to the best of his knowledge.

Name of manufacturer: Pelican International Inc., 1000 Place Paul-Kane, Laval (Quebec) Canada H7C 2T2

Authorized by: Christian Elie
Christian Elie, President

KAYAK DESCRIPTION

- Serial number: ZEP _____
- Model year: _____
- Model name: _____
- Length: _____



Important

To validate the warranty, proceed to its registration within the thirty (30) days immediately following the product's purchase date.

Registration can be done electronically via our website (www.eliesport.com).

You can also complete and return the present registration card to the following address:

Customer Service, Pelican International Inc.

1000 Place Paul-Kane

Laval (Quebec) Canada H7C 2T2

WARRANTY REGISTRATION CARD

Date of Purchase: _____ Model: _____ Numéro de série: ZEP _____

Dealer/Store Name: _____

Dealer/Store Address: _____

State/Province: _____ Zip/Postal Code: _____ Country: _____

☐ Mr. ☐ Mrs. ☐ Ms.

Surname: _____ Name: _____

Address: _____

State/Province: _____ Zip/Postal Code: _____ Country: _____

Telephone Number: () _____ E-Mail: _____

Please take a moment to complete the questionnaire on the reverse side.

QUESTIONNAIRE *(Please mark only one answer per question)*

A) Purchased at this type of store...

- 1- ☐ Discount Store
- 2- ☐ Warehouse Club
- 3- ☐ Marine Store
- 4- ☐ Sporting Goods Retailers
- 5- ☐ Catalog
- 6- ☐ Other

B) Reason you bought this boat

- 7- ☐ Product Features
- 8- ☐ Price
- 9- ☐ Reputation
- 10- ☐ Warranty
- 11- ☐ Quality
- 12- ☐ Other

C) I received this product as a gift

- 13- ☐ Yes
- 14- ☐ No

D) How did you become aware of the product?

- 15- ☐ Magazine Ad
- 16- ☐ Newspaper Ad
- 17- ☐ Sport/Boat Show
- 18- ☐ Radio Ad
- 19- ☐ Store Display
- 20- ☐ Friends/Relative
- 21- ☐ Salesperson

E) Where do you plan to use your boat?

- 22- ☐ Pond
- 23- ☐ Small Lake
- 24- ☐ Medium Lake
- 25- ☐ Large Lake
- 26- ☐ River
- 27- ☐ Other

F) Most common companion when using this boat?

- 28- ☐ Solo
- 29- ☐ Adult
- 30- ☐ Children

G) How do you transport this boat when you want to use it?

- 31- ☐ Car Top
- 32- ☐ Pick-up Truck
- 33- ☐ Trailer
- 34- ☐ No Need to transport

H) Which type of motor do you plan to use with this boat?

- 35- ☐ Gas
- 36- ☐ Electric
- 37- ☐ No motor

I) Do you own another boat?

- 38- ☐ Yes
- 39- ☐ No

If yes, what type? _____

J) You consider yourself a:

- 40- ☐ Serious Fisherman
- 41- ☐ Occasional Fisherman
- 42- ☐ Neither

K) Do you own a summer cottage?

- 43- ☐ Yes
- 44- ☐ No

L) Do you own your own residence (other than a summer cottage)?

- 45- ☐ Yes
- 46- ☐ No

M) How many people are in your household?

- 47- ☐ One
- 48- ☐ Two
- 49- ☐ Three
- 50- ☐ Four
- 51- ☐ Five
- 52- ☐ Six or more

N) Your occupation:

- 53- ☐ Homemaker
- 54- ☐ Professional
- 55- ☐ Executive
- 56- ☐ Middle Management
- 57- ☐ Sales/Marketing
- 58- ☐ Clerical
- 59- ☐ Craftswoman
- 60- ☐ Retired
- 61- ☐ Other

O) Highest level of formal education:

- 62- ☐ Other
- 63- ☐ High School Graduate
- 64- ☐ Some College
- 65- ☐ College Graduate
- 66- ☐ Some Graduate School

P) Your age:

- 67- ☐ Other
- 68- ☐ 25-34
- 69- ☐ 35-44
- 70- ☐ 45-54
- 71- ☐ 55-64
- 72- ☐ 65 +

Q) Your annual household income:

- 73- ☐ Other
- 74- ☐ \$10 000 - \$19 999
- 75- ☐ \$20 000 - \$29 999
- 76- ☐ \$30 000 - \$39 999
- 77- ☐ \$40 000 - \$49 999
- 78- ☐ \$50 000 - \$59 999
- 79- ☐ \$60 000 and over

R) Are you living as:

- 80- ☐ A Couple
- 81- ☐ Single
- 82- ☐ Family